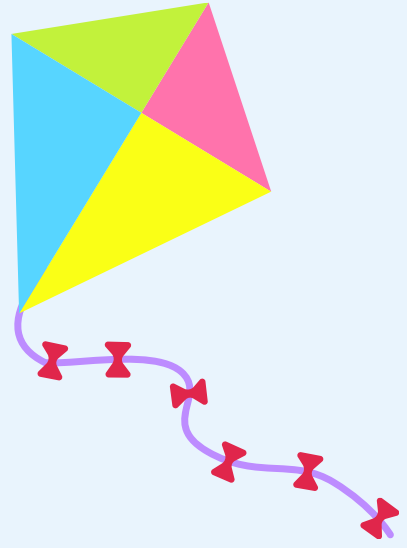


THE BIG PATHWAY PICNIC





PICNIC FOR PATHWAY



THANK YOU FOR CHOOSING TO HOST A 'BIG PATHWAY PICNIC'.

BETWEEN JULY AND AUGUST EACH YEAR WE ENCOURAGE PEOPLE TO THROW PICNICS TO RAISE MONEY TO KEEP OUR DOMESTIC ABUSE SERVICES FUNDED IN STAFFORDSHIRE.

THIS PACK CONTAINS EVERYTHING YOU NEED FOR YOUR EVENT:

- A BLANK POSTER TO FILL OUT WITH YOUR EVENT DETAILS
- BLANK INVITES FOR INSPIRATION
- BUNTING
- DIY CAKE TOPPERS WITH FULL INSTRUCTIONS
- COLOURING FOR THE KIDS (AND ADULTS)
- STICKERS FOR THOSE WHO ATTEND THE PICNIC
- LEAFLETS AND BROCHURES WITH INFORMATION ABOUT US, AND WHAT WE DO





GETTING STARTED

- CREATE A POSTER TO SHARE WITH FRIENDS AND FAMILY, OR USE OURS AND FILL IN THE GAPS WITH YOUR OWN EVENT DETAILS. THIS CAN BE DISPLAYED IN YOUR HOME, ON YOUR SOCIAL MEDIA ETC.
- CREATE YOUR OWN INVITES TO SEND TO FRIENDS AND FAMILY, OR USE THE TEMPLATES WE'VE MADE.
- GET BAKING AND CUT OUT THE CAKE TOPPERS TO LET EVERYONE KNOW YOU'RE FUNDRAISING.
- COLOUR IN THE CAKES BEFORE OR DURING THE PICNIC – LETS SEE HOW GOOD THOSE CAKES LOOK!
- YOU COULD EVEN HAVE A COLOUR SCHEME: WE'D RECOMEND PINK AND WHITE OR FLORAL, BUT IT'S UP TO YOU.
- ASK THOSE WHO ATTEND AND THOSE WHO CAN'T TO MAKE A DONATION TO THE PATHWAY PROJECT.

MAKE YOUR DONATION TO PATHWAY – YOU CAN DROP YOUR CASH OFF TO US AT THE HOPE CENTR OR VIA BANK TRANSFER E A/C NAME STAFFORDSHIRE PATHWAY PROJECT SORT CODE 53-70-15 A/C NO 7373324

- DON'T FORGET TO TAKE LOTS OF PHOTOS AND SEND THEM TO US VIA SOCIAL MEDIA

AND LASTLY HAVE FUN AND USE THE #BIGPATHWAYPICNIC



YOU'RE INVITED TO A BIG PATHWAY PICNIC

WHERE:

WHERE:

TIME:

WHY?

I'M/WE'RE HOSTING A PICNIC TO RAISE

FUNDS FOR PATHWAY PROJECT.

PATHWAY PROJECT ARE A

STAFFORDSHIRE BASED DOMESTIC

ABUSE ORGANISATION

pathway
project



INVITES

YOU'RE INVITED TO A BIG PATHWAY PICNIC

WHERE:

WHERE:

TIME:

WHY?

I'M/WE'RE HOSTING A PICNIC TO RAISE

FUNDS FOR PATHWAY PROJECT.

PATHWAY PROJECT ARE A

STAFFORDSHIRE BASED DOMESTIC

ABUSE ORGANISATION

pathway
project

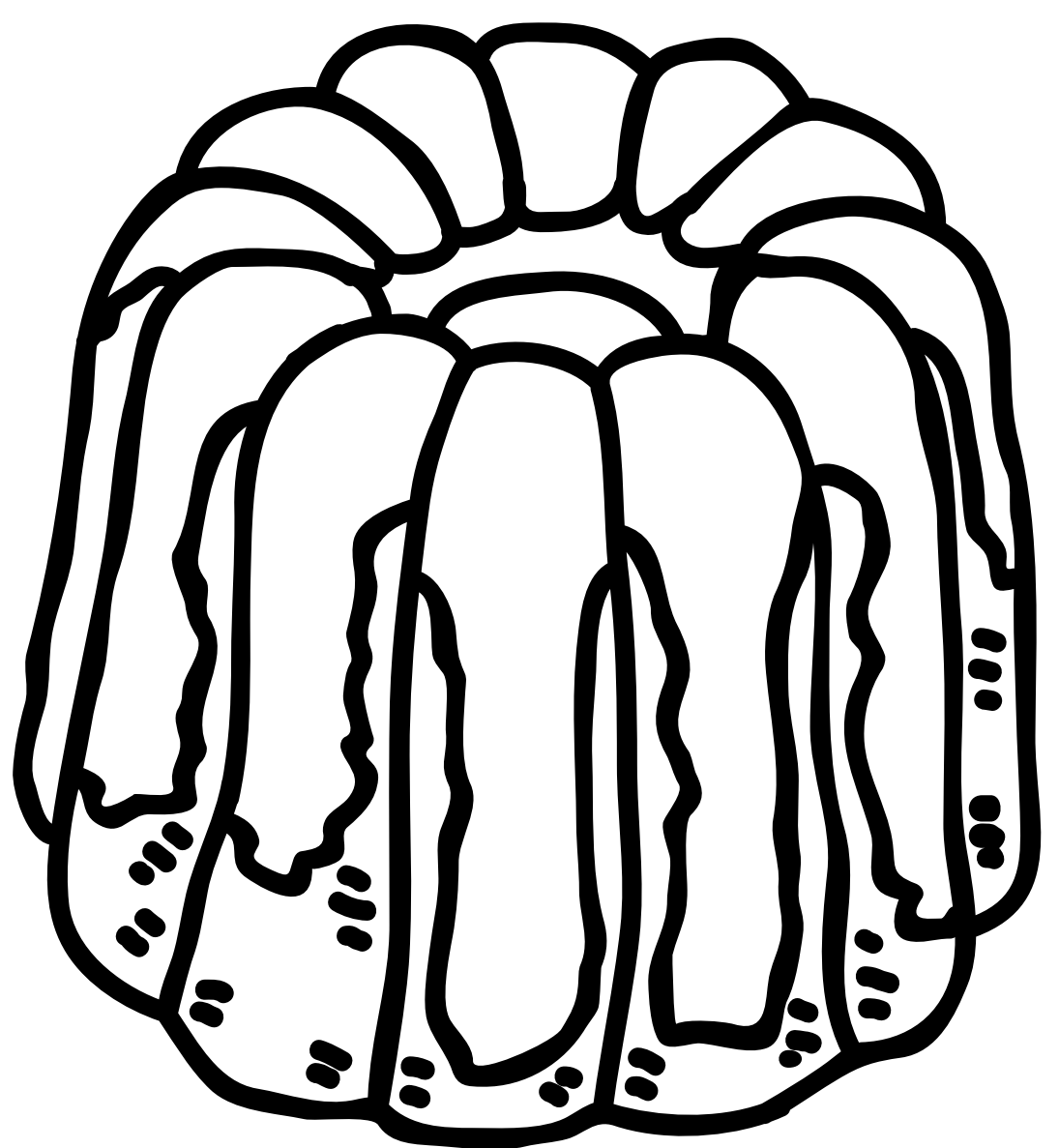



CAKE TOPPERS

PRINT OUT THE TOPPERS BELOW, FOLD ALONG THE MIDDLE AND THEN GLUE AROUND A COCKTAIL STICK TO SHOW YOUR SUPPORT FOR THE PATHWAY PROJECT



COLOURING IN



EASY

PEASY



BANANA
BREAD

YOU'LL NEED

4 ripe bananas
225g caster sugar
2 eggs
110g butter
285g plain flour
1 teaspoon baking soda
1 teaspoon salt
1 teaspoon vanilla extract

ALL YOU HAVE TO DO

1. Mash bananas with a fork.
2. Preheat oven to 180° C. Grease your loaf pan.
3. Combine bananas, sugar, egg, and butter together in a bowl.
4. In a separate bowl, mix flour and baking soda. Stir into the banana mixture.
5. Add salt & vanilla then pour into pan.
6. Bake in the oven for about 1 hour.

BUNTING

pathway
project

PRINT OUT THE TEMPLATES AS
MANY TIMES AS YOU NEED TO
MAKE YOUR DESIRED LENGTH OF
BUNTING.
THE HANDY HOLES SHOW YOU
WHERE YOU CAN THREAD YOUR
STRING.





pathway
project



DONATION INFORMATION

HOW TO MAKE YOUR DONATION TO PATHWAY PROJECT

**CASH - YOU CAN DROP YOUR CASH OFF TO US AT THE
HOPE CENTRE, 3 QUONIANS LANE LICHFIELD WS13 7LB**

**DIRECT DEBIT A/C NAME STAFFORDSHIRE PATHWAY
PROJECT SORT CODE 53-70-15 A/C NO 7373324**

**CHEQUE - DROPPED OF OR POSTED TO OUR HOPE
CENTRE ADDRESS ABOVE.**

**WEBSITE - FOLLOW THE DONATE BUTTON AT THE TOP OF
THE PAGE**

